

Service Information

Mazda Motor Corporation

3-1, Shinchi, Fuchu-cho, Aki-gun
Hiroshima 730-8670, Japan
TEL : 81(82)287-5323
FAX : 81(82)287-5220



Category U	Repair Guidance	Ref. No. R085/15A	Page 1 of 2
Coverage <input type="checkbox"/> Distributor only <input checked="" type="checkbox"/> Please inform your dealers		Date Issued September 16, 2015	
Please convey this information to your <input type="checkbox"/> Director <input checked="" type="checkbox"/> General Manager <input checked="" type="checkbox"/> Warranty Dept. <input checked="" type="checkbox"/> Parts Dept. <input checked="" type="checkbox"/> Training Dept. <input checked="" type="checkbox"/> Field Rep.		Date Revised November 20, 2015	
Applicable Model MX-5 (ND)		Applicable Countries or Specifications Worldwide	

REVISED

Revision Note: "BEGINNING VIN & DATE OF MODIFICATION" has been updated and sample picture for LHD has been added under "REPAIR PROCEDURE".

Subject: Poor A/C performance

DESCRIPTION

Some vehicles may experience poor A/C performance due to refrigerant leakage.

CAUSE

Due to the tolerance of the O-ring groove on the cooler pipe (high pressure side) at the expansion valve, it may cause slow leakage of the refrigerant.

MASS PRODUCTION CHANGE

Production process of the pipe has been changed.


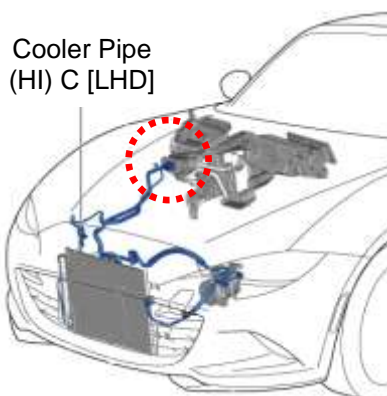
BEGINNING VIN & DATE OF MODIFICATION

Spec.	Beginning VIN	Date of Modification
ADR	JM0 ND **** **	100567
US (2016MY)	JM1 ND **** **	105713
General RHD	JM6 ND **** **	100117
General LHD	JM7 ND **** **	100208
EU (Including UK)	JMZ ND **** **	105589


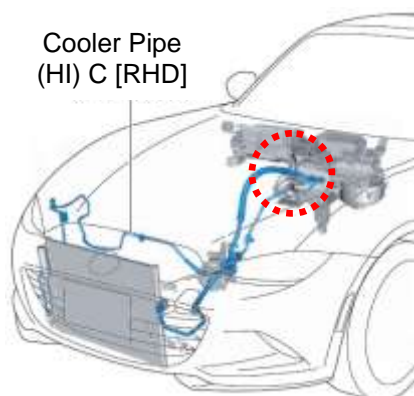
September 16, 2015

REPAIR PROCEDURE

Using a refrigerant leak detector or a black light, determine the leakage. If it leaks at the connection where the "Cooler Pipe (HI) C" connects to the expansion valve, replace the "Cooler Pipe (HI) C" with a new one according to the Workshop Manual "REFRIGERANT LINE REMOVAL/INSTALLATION".



Leakage at Expansion Valve



Leakage at Expansion Valve

PARTS INFORMATION

Part Number	Part Name	Q'ty	Remark
NA1P-61-465	PIPE NO.2,COOLER	1	EU (LHD, Refrigerant: HFO-1234YF) spec.
NA1V-61-465	PIPE NO.2,COOLER	1	UK spec.
NA9C-61-465	PIPE NO.2,COOLER	1	EU (LHD, Refrigerant: HFC-134A), General (LHD) and US spec.
N243-61-465	PIPE NO.2,COOLER	1	ADR and General (RHD) spec.
S31P-61-J17	O-ring	1	For Cooler hose (LO) at Expansion valve

WARRANTY INFORMATION

Assembly group	U – Heater and A/C (Other)
Subassembly group	07 - CONDENSER, HOSES, LIQUID TANK, OTHER PARTS
Symptom Code	59
Damage Code	97
Causal Part No.	NA1P-61-465 or NA1V-61-465 (Cooler Pipe)
Q'ty	1
Operation No. & Labor Hours	XXL7EXRX & 1.7 Hrs. (Includes A/C refrigerant charging)
Period Covered	Normal Warranty Period

Note: Claim refrigerant (max 400 g) and compressor oil (max 2 ml) as related part.

Ryu Shimizugawa
Manager, Technical Information Gr.
Technical Service Dept.
Mazda Motor Corporation